



# ANNUAL REPORT 2024

Building Nations Through Transformative  
Energy Solutions





#### ABOUT THE COVER

The cover of the NEA 2024 Annual Report embodies the agency's commitment to empowering communities through electrification. Featuring rural residents, a dedicated lineman, and renewable energy sources, it reflects NEA's role in bridging the energy gap and fostering inclusive development. As the agency continues to expand access to reliable and sustainable power, this cover serves as a powerful reminder of its mission to transform lives and build a brighter future for all Filipinos.

## Report Contents

3	Letter to the President
4 - 5	Messages
6 - 7	The Agenda Towards Sustainable Rural Development
8	Strategy Map / Statement of Compliance
9	Performance Scorecard
10 - 11	Whistleblowing Program and Complaint Policy
12 - 15	The Board of Administrators
16 - 19	Operational Highlights
20 - 21	Management Representation Letter
22 - 23	Financial Statements (Unaudited)
24 - 27	Status of Energization
28 - 33	Executive Committee / Assembly of Leaders
34 - 35	Our Partners



Republic of the Philippines  
**National Electrification Administration**  
Quezon City

March 2025

His Excellency Ferdinand Romualdez Marcos Jr.  
President of the Republic of the Philippines  
Malacañan Palace  
Manila

Dear Mr. President:

I have the honor to submit the Annual Report of the National Electrification Administration for the Year 2024.

Very truly yours,

  
**ANTONIO MARIANO C. ALMEDA**  
Administrator

# MESSAGE FROM THE PRESIDENT OF THE PHILIPPINES



The **National Electrification Administration (NEA)** stands as a beacon of hope, opportunity, and progress as it perseveres in its mission to bring electricity to millions of our countrymen. Beyond energizing our homes, the NEA bridges the gap between dreams and reality, and this **2024 Annual Report** is a testament to your tireless work to ensure that no Filipino is left in the dark.

As we reflect on the NEA's accomplishments, let this occasion be both a celebration and challenge. While we affirm the progress you have made, may this report also serve as a reminder to accelerate initiatives that will further transform and brighten our country's future. I am certain that your renewed sense of purpose will continue to inspire you in your noble pursuit of ensuring that no Filipino remains in the shadows of underdevelopment.

As we take confident strides towards a *Bagong Pilipinas*, may each of us play a role in shaping a more united country where the spirit of *Bayanihan* fuels our nation's progress and prosperity.

I wish you a productive and meaningful event.



FERDINAND R. MARCOS JR.

MANILA  
March 2025

## MESSAGE FROM THE DEPARTMENT OF ENERGY



On behalf of the Department of Energy (DOE), I congratulate the National Electrification Administration (NEA) officials and employees for their unwavering dedication and commitment to public service.

The task of expanding access to electricity is crucial to our country's national development, but its impact goes beyond the development that energization could bring. Of even more importance in this task is the comfort and convenience it will bring to every Filipino, to whom the government promises a better and more progressive way of life.

Despite the challenges and constraints, the latest NEA's energization data reflect significant progress within the franchise areas of electric cooperatives (ECs) in CY 2023. A total of 15.99 million consumers from 79 provinces, 91 cities, 1,386 municipalities, 36,065 barangays and 128,411 sitios were energized as of said year. This marks a substantial expansion of our electricity coverage and demonstrates the tangible impact of our electrification initiatives on the lives of millions of Filipinos.

Further, NEA's ability to respond to the community's needs during national disasters is commendable. Your approach to these disasters and how to respond to them has been steadily evolving from reactive to proactive, capitalizing on your resource mobilization and sustained efforts to restore electricity services to affected communities. Extreme events, however, will continue to come more often, even in greater intensity, as climate change escalates. Thus, I encourage you to be even more responsive.

I also congratulate NEA for being recognized by the Governance Commission for GOCCs (GCG) as one of the top-ranking GOCCs for 2022. This important acknowledgement underscores your Agency's ability to maintain the highest standards of corporate governance and reflects its commitment to excellence and accountability.

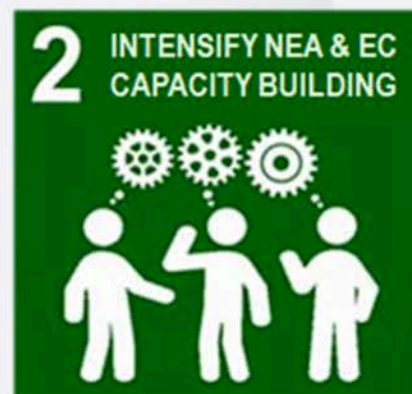
Finally, It is noteworthy to acknowledge NEA's significant role in guiding our ECs to perform efficiently within the regulated market which the government has established since 2001. While we recognize that each cooperative is unique, we are confident that the current NEA leadership will be able to shepherd our non-performing cooperatives towards efficiency and better service to its member-consumers.

Thank you and more power to NEA!

  
RAPHAEL P. M. LOTILLA  
Secretary



# NEA 5-POINT AGENDA



## VISION

Promoting good governance, competence and transparency to achieve fully electrified Philippines in 2028.

## CREDO

Go where the darkness looms  
Create the path of light  
Walk with the rural folks  
Install the lines of progress

Work with the Electric Cooperatives  
Spin the engine of growth  
Bring electricity to the industries, communities and households

Protect the consumers' interest  
Serve with your hearts  
Share your talents  
And make a difference

Live honestly  
Work efficiently  
Promote solidarity

## MANDATED MISSION

- \* To promote the sustainable development in the rural areas through rural electrification
- \* To empower and strengthen the NEA to pursue the electrification program and bring electricity, through the Electric Cooperatives as its implementing arm, to the countryside even in missionary or economically unviable areas, and
- \* To empower and enable Electric Cooperatives to cope with the changes brought about by the restructuring of the electric power industry

## SHARED VALUES

To live and be guided by:

Commitment  
Friendliness and Participation  
Leadership and Initiative  
Integrity and Honesty  
Generosity  
Hardwork  
Teamwork

## CORE VALUES

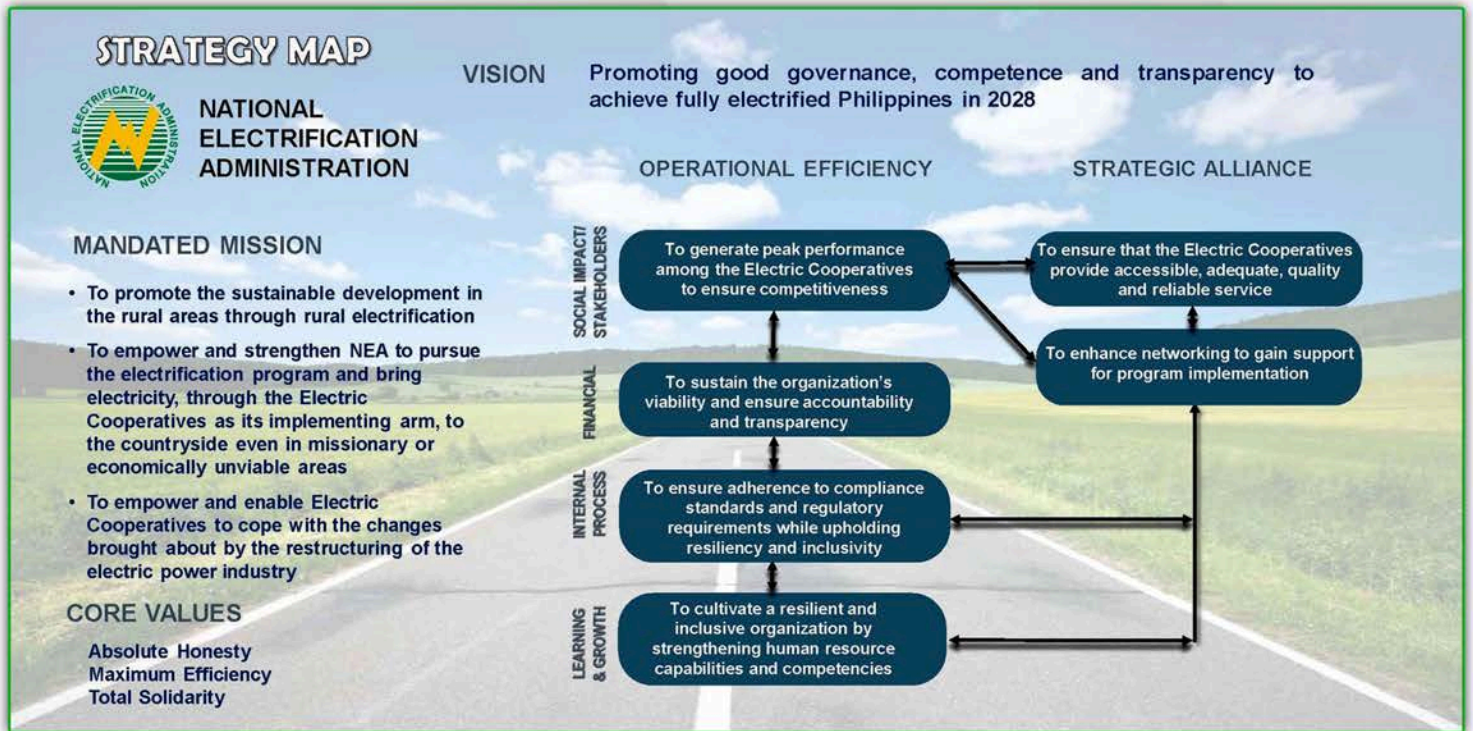
Absolute Honesty

Maximum Efficiency

Total Solidarity

As part of the Corporate Governance initiative of the agency, the Board conducts an annual review of the Strategy Map, Vision and Mission, and corresponding strategies for its attainment. To ensure alignment and consistency with the directives of the National Government, the commitments pertaining to Disaster Risk Reduction and Management (DRRM) and Gender Equity, Disability, and Social Inclusion (GEDSI) were integrated into the Performance Scorecard. The Board subsequently approved the revised Strategy Map, which explicitly integrated these requirements in the Strategic Objectives, through Board Resolution No. 2024-27.

Through the NEA's Performance Scorecard Accomplishment Report, the Board is able to monitor the implementation of the corporate strategy of the Agency. For 2024, based on self-assessment, the NEA was able to achieve a 97.27% rating of its targets against the GCG-approved 2024 Performance Scorecard.



**Statement Confirming Full Compliance with the Code of Corporate Governance**

The NEA Board Governance Nomination and Remuneration Committee (BGNRC) reviewed the recommendations of Management prior to endorsement and approval by the NEA Board. All Resolutions and Actions taken by the NEA Board for Calendar Year 2024 are in full compliance with the Code of Corporate Governance.

*Agustin L. Maddatu*  
**AGUSTIN L. MADDATU**  
 Chairman, NEA BGNRC  
 Member, NEA Board of Administrators

**Statement Confirming Adequacy of Internal Control System**

The NEA Board Audit Committee (BAC) reviewed the findings, observations and recommendations of the Internal Audit Quality and Management Office on the Operations of the NEA prior to the endorsement and approval of the NEA Board. The Internal Control System of the NEA is adequate.

*Rene M. Gonzales*  
**RENE M. GONZALES**  
 Chairman, NEA BAC  
 Member, NEA Board of Administrators

**Statement of Review of Financial, Operational, and Risk Management System**

The NEA Board Credit and Risk Management Committee (BCRMC) reviewed the recommendations of Management for Calendar Year 2024 involving Financial, Operational and Risk Management prior to endorsement and approval by the NEA Board.

*Atty. Alipio Cirilo V. Badelles*  
**ATTY. ALIPIO CIRILO V. BADELLES**  
 Chairman, NEA BCRMC  
 Member, NEA Board of Administrators



# 2024 CORPORATE PERFORMANCE SCORECARD ACCOMPLISHMENT

PES Form 4  
Monitoring Report as of December 31, 2024

## NATIONAL ELECTRIFICATION ADMINISTRATION

	Component				Annual Targets	Actual	Gross Rating	Weighted Rating								
	Strategic Objectives (SO)/Strategic Measure (SM)	Formula	Weight	Rating System												
Social Impact	SO 1	To empower member-consumers as responsible owners of the Electric Cooperatives														
	SO 2	To ensure that the Electric Cooperatives provide accessible, adequate, quality, and reliable service														
Stakeholders	SM 1	Number of completed and energized sitio projects	Total actual completed and energized sitio projects	20.00%	Actual/Target	579	1,429	100.00%	20.00%							
	SM 2	Number of consumers connected	Total actual consumers connected	15.00%	Actual/Target	500,000	500,873	100.00%	15.00%							
	SO 3	To generate peak performance among Electric Cooperatives to ensure competitiveness														
	SM 3	Number of EC officials and employees graduated from certification/competency programs	Absolute Number	5.00%	Actual/Target	1,600	4,616	100.00%	5.00%							
	SM 4	Improved EC Overall Performance Rating from "B" or "C" to at least "A" Rating	Number of improved ECs Total number of ECs under "B" and "C"	5.00%	Actual/Target	Establishment of Baseline	Baseline Established	100.00%	5.00%							
	SO 4	To enhance networking to gain support for program implementation														
	SM 5	Percentage of Satisfied Customers	No. of Satisfied Respondents Total No. of Respondents	5.00%	Actual/Target (0% = if less than 80%)	90% <sup>1</sup>	99.40% <sup>2</sup>	100.00%	5.00%							
	<b>Sub-total</b>			<b>50.00%</b>												
Financial	SO 5	To sustain the organization's viability and ensure accountability and transparency														
	SM 6	Amount of loans facilitated (PHP)	Absolute Amount	10.00%	Below PHP 547.5 M is 0%. For the amount ≥ PHP 547.5M, 10% is proportionally distributed	1.095 B	1.793 B	100.00%	10.00%							
	SM 7	Number of ECs that were facilitated with Loans	Actual Number	2.00%	Actual/Target	15 ECs	36 ECs	100.00%	2.00%							
	SM 8	High collection efficiency maintained (%)	∑ Total collections - advanced payments (due for succeeding years) ∑ Amortization due for the year	10.00%	Actual/Target	98.53%	99.18%	100.00%	10.00%							
	SM 9	Budget Utilization Rate (BUR)														
		a. Subsidy Utilization Rate - Obligation	Total Obligated Subsidy Total COB from Subsidy (both net of PS Cost)	3.00%	Actual/Target	90%	87.95%	97.72%	2.93%							
		b. Subsidy Utilization Rate - Disbursement	Total Disbursement Total Obligations (both net of PS Cost)	3.00%	Actual/Target	90%	28.46%	31.62%	0.95%							
	c. Corporate Funds Utilization Rate (CO & MOOE) - Disbursement	Total Disbursement Total Corporate Fund (both net of PS Cost)	2.00%	Actual/Target	90%	62.34%	69.27%	1.39%								
	<b>Sub-total</b>			<b>30.00%</b>												
	Internal Process	SO 6	To upgrade organizational infrastructures													
SM 10		Percentage of sitio electrification projects funded that are fully compliant with NEA standards and specifications	Total compliant projects Total completed projects from 4th quarter of the previous year to 3rd quarter of the current year	5.00%	Actual/Target	80% of projects done as of end of September 2024	81.43%	100.00%	5.00%							
SM 11		Percentage of sitios completed and energized within the prescribed timeline from release of funds to ECs	Actual percentage of sitios completed and energized within the prescribed timeline from release of funds to ECs Total number of sitios funded	5.00%	Actual/Target	80% completed and energized (within 180 calendar days from release of funds to ECs)	80.34%	100.00%	5.00%							
<b>Sub-total</b>			<b>10.00%</b>													
Learning and Growth	SO 7	To enhance human resources knowledge, skills and behavioral competencies														
	SM 12	Compliance to Quality Standards	Actual Accomplishment	5.00%	All or Nothing	Surveillance Audit Passed	Surveillance Audit Passed	100.00%	5.00%							
	SM 13	Percentage of employees with required competencies met	Total number of employees with required competencies met Total number of employees	5.00%	All or Nothing	Increase from 2023 Competency Level	<table border="1"> <tr> <th>Year</th> <th>Competency Level</th> </tr> <tr> <td>2023</td> <td>83.44%</td> </tr> <tr> <td>2024</td> <td>84.59%</td> </tr> <tr> <td>Increase/Decrease:</td> <td>1.15%</td> </tr> </table>	Year	Competency Level	2023	83.44%	2024	84.59%	Increase/Decrease:	1.15%	100.00%
Year	Competency Level															
2023	83.44%															
2024	84.59%															
Increase/Decrease:	1.15%															
<b>Sub-total</b>			<b>10.00%</b>													
<b>TOTAL</b>			<b>100.00%</b>					<b>97.27%</b>								

<sup>1</sup> Based on GCG-ARTA Joint Memorandum Circular No. 01, s. 2023. Covers external services only.  
<sup>2</sup> Based on the Draft Report provided by the Third Party Research Agency (TPRA)

# WHISTLEBLOWING PROGRAM AND COMPLAINT POLICY

## NEA WHISTLEBLOWING POLICY

It is the policy of the National Electrification Administration (NEA) to carry out its governance in a transparent, responsible and accountable manner with the utmost degree of professionalism and effectiveness to maintain public trust and restore credibility in public service.

The purpose of this Whistleblowing Policy is to enable any concerned individual to report and provide information, anonymous if he/she wished and even testify on matters involving the actions or omissions of the employees, officers and members of the Board of Administrators of NEA and protect the identity of the whistleblower from retaliation for his/her actions.

The salient features of the Policy include:

1. Creation of the NEA Monitoring Committee composed of the following: Chairperson - Deputy Administrator for Corporate Resources and Financial Services, Vice Chairperson - Department Manager for Legal Services Office, and Members – (a) Representative from the Office of the Administrator, (b) Department Manager for Human Resource and Administration Department, and (c) Representative from Samahan ng mga Makarepormang Kawani ng NEA (Samakaren).

2. Reportable Conditions - Whistleblowers may report to NEA such acts or omissions that are illegal, unethical, violate good governance principles, are against public policy and morals, promote unsound and unhealthy business practices, are grossly disadvantageous to NEA and/or the government. Whistleblowers may also report acts or omissions that otherwise involve violations of the following laws, rules, and regulations, to wit:

- a) R. A. No. 6731, "Code of Conduct and Ethical Standards for Public Officials and Employees";
- b) R. A. 3019, "Anti-Graft and Corrupt Practices Act";
- c) R. A. 7080, as amended, "The Plunder Law";
- d) Book II, Title VII, Crimes Committed by Public Officers, The Revised Penal Code;
- e) Executive Order No. 292 s. 1987, "Administrative Code of 1987";
- f) R. A. No. 10149, "The GOCC Governance Act of 2011";
- g) GCG MC No. 2012-05, "Fit and Proper Rule";
- h) GCG MC No. 2012-06, "Ownership and Operations Manual Governing the GOCC Sector";
- i) GCG MC No. 2012-07, "Code of Corporate Governance for GOCCs";
- j) Reportable Conditions as provided under GCG Memorandum Circular No. 2016-02, Revised Whistleblowing Policy for the GOCC Sector; and
- k) Other Circulars and Orders and applicable laws and regulations.

3. Protected Activities – no retaliatory action shall be made against an employee who discloses, threatens to disclose, or is about to disclose what he/she reasonably believes is in violation of a law, regulation or policy to his immediate superior and incompatible with the mandate of this office to a superior or through any means provided under this policy an activity, policy or practice of an officer, co-employee or any of the members of the Board of Administrators. Also, when the employee provides information to, or testifies before any panel duly constituted under this policy or competent court of jurisdiction conducting an investigation, hearing or inquiry into any violation committed of under the scope of this program or of any law, rule, regulation or policy.





NATIONAL  
ELECTRIFICATION  
ADMINISTRATION

4. Reporting channels via email, mail, telephone, fax, website and face-to-face meetings with the NEA Monitoring Committee Chair or any of its members.
5. Confidentiality of all information arising from the report shall be ensured.
6. Protection of a whistleblower against retaliation. NEA shall extend all possible assistance to the whistleblower under the law and given the circumstances.
7. Untrue Allegations may cause legal action/s against the whistleblower.
8. Procedure on handling whistleblowing reports (filing of reports, handling of initial reports, preliminary evaluation, full investigation and monitoring).
9. Final actions on the whistleblowing report.

The Agency's entire whistleblowing policy can be viewed and/or downloaded from the NEA website ([www.nea.gov.ph](http://www.nea.gov.ph)).

# THE NEA BOARD OF ADMINISTRATORS



## RAPHAEL PERPETUO MERCADO LOTILLA

Chairman, NEA-BOA (26 July 2022 - Present)

Secretary, DOE (26 July 2022 - Present)

Age: 67

### Highest Educational Qualifications:

- Master of Laws, University of Michigan Law School
- RA 1080, Philippine Bar
- Bachelor of Laws, University of the Philippines, Diliman
- BS Psychology, University of the Philippines, Diliman
- BA History - University of the Philippines, Diliman

### Relevant Experience/s prior to appointment:

- Professor, University of the Philippines (UP)
- Undersecretary, National Economic and Development Authority (NEDA)
- President and CEO, Power Sector Assets and Liabilities Management Corporation (PSALM)
- Regional Programme Director of a regional seas project funded by the Global Environment Facility (GEF) and implemented by the United Nations Development Programme (UNDP)



## FELIX WILLIAM BUQUID FUENTEBELLA

Alternate Chair, NEA-BOA (20 September 2022 - Present)

Undersecretary, DOE (24 October 2016 - Present)

Age: 50

### Highest Educational Qualifications:

- RA 1080 - Philippine Bar
- San Sebastian Recoletos
- Institute of Law, Ateneo de Manila University
- BS in Business Administration, University of the Philippines, Diliman

### Relevant Experience/s prior to appointment:

- Undersecretary, DOE
- Deputy Secretary General, Housing and Urban Development Coordinating Council (HUDCC)
- Commissioner, Housing and Land Use Regulatory Board (HLURB)
- Chief of Staff and Head Legislative Staff Office of Congressman Arnulfo Fuentebella
- Assistant Majority Floor Leader, 12th Philippine Congress
- Political Affairs Officer, Office of Congressman Arnulfo Fuentebella

### Continuing Education Program:

- Training Module on Phronetic Leadership, Development Academy of the Philippines, (DAP) Conference Center, Tagaytay City, 31 July - 04 August 2018
- Phronetic Leadership Training, Japan, 09 - 15 September 2018
- 15th Asia Cooperation Dialogue (ACD) and Other Related Meetings, Abu Dhabi, UAE, 15-18 January 2017
- ASEAN Government Leadership Program (AGLP), Ossining, New York and Washington D.C., USA, 07 - 12 May 2017
- Guest Speaker to the Korea-Asia Energy Cooperation Seminar, Seoul, Korea, 06 - 07 July 2017



## MARIO CASTILLO MARASIGAN

Alternate Chair, NEA-BOA (20 September 2022 - Present)

Assistant Secretary, DOE (09 December 2022 - Present)

Age: 64

### Highest Educational Qualifications:

- Career Executive Service Eligibility, Rank III
- Career Executive Service Board
- Masters in Management (full academic units), Technology University of the Philippines
- Post Graduate in Geology, International Institute for Aerospace Survey and Earth Sciences (ITC-Enschede) Netherlands
- RA 1080, Licensed Geologists
- Bachelor of Science in geology, Mapua Institute of Technology

### Relevant Experience/s prior to appointment:

- Assistant Secretary, DOE
- Officer-in-Charge, DOE-EPIMB
- Director, DOE-REMB, EUMB
- Senior Official on Energy Leader, APEC and ASEAN

### Continuing Education Program:

- 2023 NEA Strategic Thinking Conference-Workshop, 27-28 January 2023, Quest Plus Conference Center, Clark Freeport Zone, Pampanga



## AGUSTIN LAYOSO MADDATU

Member, NEA-BOA (18 November 2016 - Present)

Age: 75

### Highest Educational Qualifications:

- BS in Commerce, Major in Business Administration, University of the East, Manila

### Relevant Experience/s prior to appointment:

- Deputy Administration for Administration, NEA
- Rural Electrification Director, NEA
- Acting General Manager, Various ECs
- Chief of Research Division, NEA
- Financial Analyst, NEA

### Continuing Education Program:

- ICD Masterclass Governing with Analytics: Building A Predictive Enterprise, Training Date: 10 December 2021 (via Zoom App)
- ICD Webinar: Future-Ready Boards, A Deep Dive, 28 May 2020
- Advanced Corporate Governance Training (ACGT) 18 - 19 November 2019, Sulo Hotel, Quezon City
- Corporate Governance: Board Effectiveness Best Practices, 09 November 2018, Manila Marriot Hotel, Pasay City
- Introduction to Finance for Directors, 24 August 2017, Discovery Primea, Makati City
- Best Practices in Parliamentary Procedures for Public Officials, 26 May 2017, Manila Marriot Hotel, Pasay City
- Professional Directors Program, 1, 8, 9, 15, 16 March 2017, Discovery Primea/Dusit Thani Hotel, Makati City
- 2023 NEA Strategic Thinking Conference-Workshop, 27 - 28 January 2023, Quest Plus Conference Center, Clark Freeport Zone, Pampanga
- Masterclass on Adopting an Entrepreneurial Mindset: A Primer for Board Directors, 29 September 2023, Zoom App
- Masterclass the Fourth Series, 28 June 2024, Zoom App



## RENE MIJARES GONZALES

Member, NEA-BOA (18 November 2016 - Present)

Age: 69

### Highest Educational Qualifications:

- BS in Military Education and Training, Philippine Military Academy, Baguio City

### Relevant Experience/s prior to appointment:

- Executive Director, CIRCA Security and Investigation, Inc.
- Division Chief, Intelligence, Civil Aviation Authority of the Philippines
- Department Manager, Intelligence and Investigation ID and Pass Control, Manila International Airport Authority

### Continuing Education Program:

- ICD Masterclass Governing with Analytics: Building A Predictive Enterprise, Training Date: 10 December 2021 (via Zoom App)
- ICD Webinar: Future-Ready Boards, A Deep Dive, 28 May 2020
- Advanced Corporate Governance Training (ACGT) 18 - 19 November 2019, Sulo Hotel, Quezon City
- Corporate Governance: Board Effectiveness Best Practices, 09 November 2018, Manila Marriot Hotel, Pasay City
- Introduction to Finance for Directors, 24 August 2017, Discovery Primea, Makati City
- Best Practices in Parliamentary Procedures for Public Officials, 26 May 2017, Manila Marriot Hotel, Pasay City
- Government Quality Management Program's (GQMP) 5th Symposium on Service Quality Standards: Translating Insights from Clients to Standardize Service Experience, 13 December 2023, Zoom App
- Anti-Money Laundering Act Compliance in the Age of the Digital World, 01 March 2024, Zoom App

# THE NEA BOARD OF ADMINISTRATORS



## ALIPIO CIRILO VILLACORTA BADELLES

Member, NEA-BOA (28 September 2017 - Present)

Age: 76

### Highest Educational Qualifications:

- Bachelor of Commerce, San Beda College, Manila
- Bachelor of Laws, San Beda College, Manila

### Relevant Experience/s prior to appointment:

- Co-chairman, House Joint Congressional Power Commission (JCPC)
- Chairman, Committee on Energy, 12th & 13th Congress
- Chairman, Committee on Ethics, 11th Congress
- Founder, Badelles Law Office
- President, Integrated Bar of the Philippines (IBP), Lanao del Norte Chapter
- Governor, IBP Northern Mindanao

### Continuing Education Program:

- ICD Masterclass Governing with Analytics: Building A Predictive Enterprise, Training Date: 10 December 2021 (via Zoom App)
- ICD Webinar: Future-Ready Boards, A Deep Dive, 28 May 2020
- Advanced Corporate Governance Training (ACGT) 18 - 19 November 2019, Sulo Hotel, Quezon City
- Corporate Governance: Board Effectiveness Best Practices, 09 November 2018, Manila Marriot Hotel, Pasay City
- ICD Risk Management in the Age of COVID-19, 29 April 2022
- Masterclass on Adopting an Entrepreneurial Mindset: A Primer for Board Directors, 29 September 2023, Zoom App
- Anti-Money Laundering Act Compliance in the Age of the Digital World, 01 March 2024, Zoom App



## ANTONIO MARIANO CARRASCO ALMEDA

Member, NEA-BOA (17 November 2022 - Present)

Administrator, NEA (15 November 2022 - Present)

Age: 61

### Highest Educational Qualifications:

- Master in Public Administration, University of Caloocan City
- Attended Law School, Ateneo De Manila University
- AB History - Political Science, De La Salle University

### Relevant Experience/s prior to appointment:

- Deputy Executive Director, Joint Congressional Energy Commission (JCEC), formerly known as the Joint Congressional Power Commission (JCPC)
- Actively involved in the formulation of the bill for the EPIRA Amendments
- Overseer in the privatization process of the various power plants of the National Power Corporation (NPC).

### Continuing Education Program:

- 2023 NEA Strategic Thinking Conference-Workshop, 27-28 January 2023, Quest Plus Conference Center, Clark Freeport Zone, Pampanga
- National Rural Electric Cooperative Association (NRECA) Power Xchange, 05-09 March 2023, Nashville, Tennessee, USA
- NEA Strategic Thinking/Planning Workshop, 08-10 January 2024, BENECO Headquarters, South Drive, Baguio City
- National Rural Electric Cooperative Association (NRECA) Power Xchange, 03-07 March 2024, San Antonio, Texas, USA

## 2024 NOTABLE ACCOMPLISHMENT OF THE BOARD

The NEA Board of Administrators (Board) is composed of five (5) members, including the NEA Administrator and is headed by the Secretary of the Department of Energy (DOE) as Chairman. On 22 September 2022, Undersecretary Felix William B. Fuentebella and Assistant Secretary Mario C. Marasigan were designated as alternate chairman of the DOE Secretary. On 15 November 2022, Administrator Antonio Mariano C. Almeda was appointed as NEA Administrator.

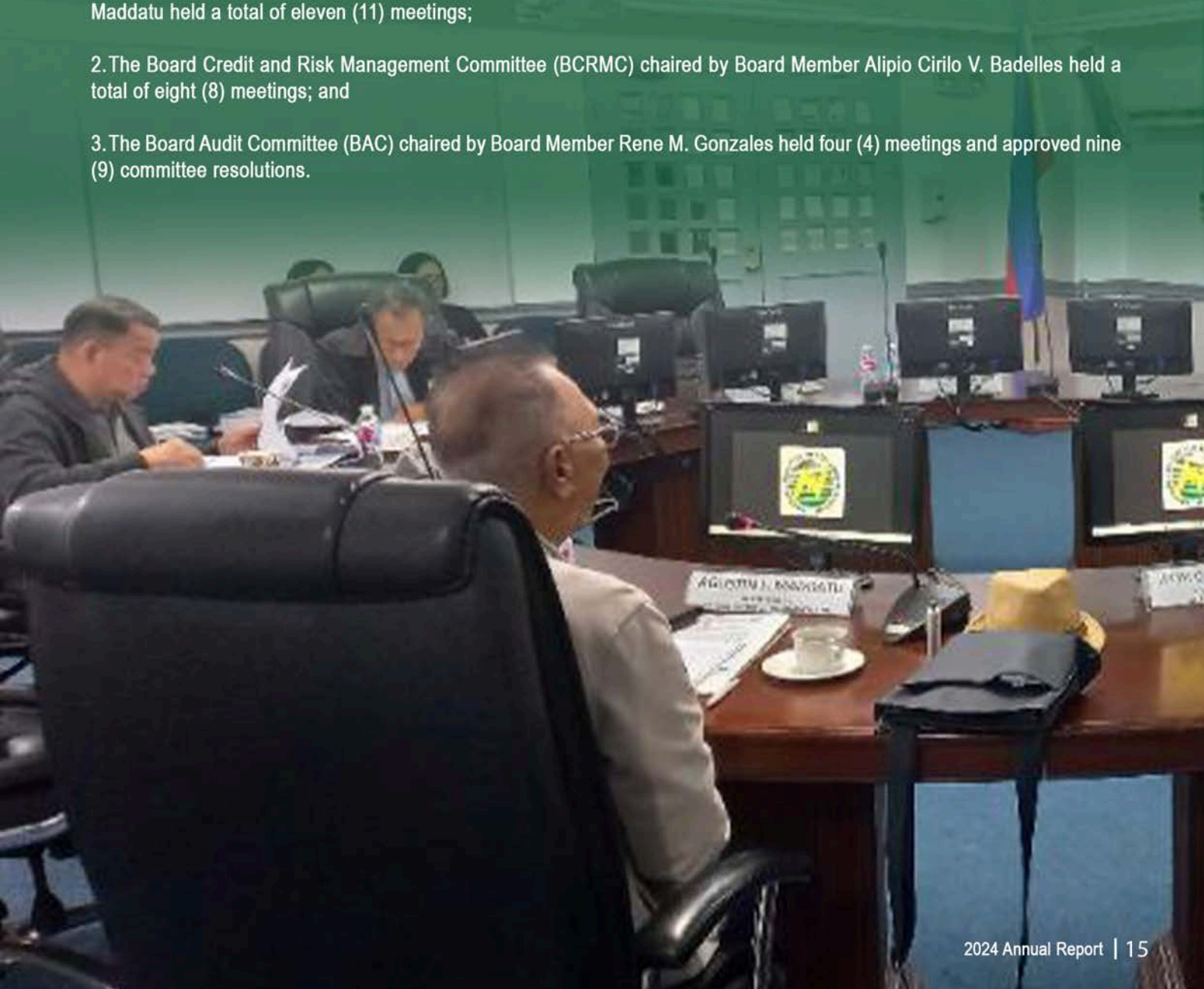
For the year 2024, a total of twenty-four (24) Board meetings (12 Regular, 12 Quasi-Judicial Matters, and 1 Special Meeting) were conducted by the Board and approved a total of 347 resolutions to respond to the requirements of NEA, the electric cooperatives, and the Rural Electrification Program as a whole.

The NEA Board goes the extra mile by visiting various Electric Cooperatives (ECs) and engaging with stakeholders to strengthen collaboration and promotion of its mission. These efforts demonstrate NEA's commitment to fostering strong partnerships, addressing challenges, and ensuring the successful implementation of Rural Electrification Programs, ultimately improving the quality of life for the Filipino people.

Three (3) of the monthly Committee and Regular Board meetings were held at Benguet Electric Cooperative (BENECO) (January 2024), Davao del Sur Electric Cooperative, Inc. (DASURECO) (April 2024), and Busuanga Island Electric Cooperative, Inc. (BISELCO) (October 2024).

On the other hand, the Board Committees accomplished the following:

1. The Board Governance, Nomination, and Remuneration Committee (BGNRC) chaired by Board Member Agustin L. Maddatu held a total of eleven (11) meetings;
2. The Board Credit and Risk Management Committee (BCRMC) chaired by Board Member Alipio Cirilo V. Badelles held a total of eight (8) meetings; and
3. The Board Audit Committee (BAC) chaired by Board Member Rene M. Gonzales held four (4) meetings and approved nine (9) committee resolutions.





# OPERATIONAL HIGHLIGHTS

The National Electrification Administration (NEA) has served as the country's advocate and proponent of the rural electrification program since its creation as an institution in 1969 by virtue of RA 6038. For more than five decades, the NEA stayed true to its mandate of lighting up provincial towns and the remotest of villages in our country.

## I. RURAL ELECTRIFICATION PROGRAM

The NEA energized the 16-millionth consumer connection in the country under the Rural Electrification Program (REP). The recipient of the 16-millionth connection is Ms. Lyn-Ay Sabado, a local government unit teacher from Sitio Silad, Brgy. Benli.

The ceremonial switch-on was held on 14 August 2024, at Brgy. Benli, Bulalacao, Oriental Mindoro, which is under the franchise area of the Oriental Mindoro Electric Cooperative, Inc. (ORMECO).

As of 30 November 2024, the data on the energization status of the franchise areas of the ECs shows that 79 provinces, 91 cities, 1,394 municipalities, 36,065 barangays, 129,870 sitios and 16.43 million connections have been provided with electricity.

With the Electric Cooperatives (ECs) as its implementing arm in the mandated mission of rural electrification, even in missionary or economically unviable areas, the NEA continues to implement the Sitio Electrification Program (SEP). For CY 2024, 1,429 sitios were completed/energized while 422,469 additional consumers were connected as of November 2024.

## II. PROVISION OF LOAN FACILITIES TO ECS

NEA provides loans to ECs under its Lending and Guarantee Program. From January to December 2024, NEA was able to provide a total of around PhP1.793 billion worth of loans to 36 ECs. This includes loans for Capital Expenditure (CAPEX) of 30 ECs amounting to PhP1.185 billion, Working Capital (WC) of 11 ECs amounting to PhP607 million, while one (1) EC borrowed PhP13.334 million as a calamity loan.

As of December 2024, NEA posted a total collection for the year's operation the amount of PhP2.121 billion against amortizations due of PhP1.981 billion or 99.18% collection efficiency.



### III. Mobilization of Task Forces for Power Restoration

#### Task Force Kapatid “Julian”

On 27 September 2024, the low pressure area east of Batanes developed into Tropical Depression “Julian” which intensified into a Super Typhoon on 01 October 2024.

The NEA and the PHILRECA activated Task Force Kapatid (TFK) to aid in the rehabilitation efforts of calamity-hit Batanes Electric Cooperative, Inc. (BATANELCO). At least 17 linemen and two (2) NEA engineers were deployed to support BATANELCO in dealing with the effects of Super Typhoon “Julian”. The additional manpower was provided by the Northeast Luzon Electric Cooperative Association, Inc. (NELECA) from the Cagayan Valley region.

#### Task Force Kapatid “Kristine”

Severe Tropical Storm “Kristine” caused significant disruptions in electricity services across the Philippines. The storm inflicted PhP 70.251-million in damages to the power infrastructure of at least 24 ECs, particularly impacting CALABARZON, Bicol, and Eastern Visayas regions. Despite these challenges, NEA quickly mobilized to restore electricity to critical areas, including hospitals, evacuation centers, and major transportation hubs.

NEA worked closely with the PHILRECA in the activation of TFK to bolster manpower for repair and recovery in heavily affected areas such as Albay, Batangas, Camarines Sur, and Pangasinan.

### IV. Intervention to BARMM ECs

The NEA created three task forces that will address the metering issues in BARMM. Task Force Metro 1 aimed to resolve the metering problems in Maguindanao Electric Cooperative, Inc. (MAGELCO), Task Force Metro 2 in Lanao del Sur Electric Cooperative, Inc. (LASURECO) and Task Force Metro 3 in Tawi-tawi Electric Cooperative, Inc. (TAWELCO). A tripartite agreement was signed on 05 July 2023 among NEA, beneficiary ECs and representatives of regional associations in support to the said objective.

In response to the Marawi Seige in 2017, the National Disaster and Risk Reduction Management (NDRRM) with NEA and National Housing Authority (NHA), collaborated to provide funding for targeted rehabilitation projects. On 04 June 2024, NEA deployed a composite team to conduct a comprehensive documentation and inspection related to the rehabilitation projects in Marawi City.

### V. MODELS IN RENEWABLE ENERGY DEVELOPMENT

One of the NEA’s renewable energy projects is the Photovoltaic Mainstreaming/Solar Home System (PVM/SHS) Project. This project aims to provide electricity service to dispersed households where distribution lines are either physically or technically unviable for extension through stand-alone solar home systems.

As of December 2024, several projects were approved and are detailed as follows:

STATUS	NUMBER OF ECS
Completed and energized	1
For final inspection and acceptance	1
On-going	6
For procurement process	11
On-going procurement process	9
<b>TOTAL</b>	<b>28</b>

The NEA also supports the Installation of Solar Facility including Net Metering Application and Equipment for Public Schools. The project intends to source a portion of the school’s demand thru the use of solar facility while maximizing the amount of power it can generate. As of December 2024, five (5) ECs, BATELEC II, INEC, NEECO II – Area 1, CEBECO I, and CEBECO II have completed their respective projects, while one (1) EC, INEC (Batch 2) is for final inspection and acceptance and one (1) EC, INEC (Batch 3) is in the process of project implementation.

Moreover, the NEA conducted three (3) seminar-workshops on Rules Enabling the Net Metering Program, which were attended by 21 ECs. The activity aimed to enhance the knowledge and understanding of EC board members and general managers about the net-metering program and to help them ensure submission of EC’s net-metering procedure to the Energy Regulatory Commission (ERC).

To reduce transmission losses, improve grid reliability, and decrease environmental footprint, NEA promotes the use of embedded generation facilities. Currently, five (5) ECs have on-going embedded generation projects which were recommended and approved by NEA.

### VI. Corporate Governance

#### A. ISO 9001:2025 Certification

On 12 December 2024, the TÜV Rheinland Philippines conducted a surveillance audit covering the scope of “Provision of Financial, Institutional, Technical and Legal Assistance to the ECs which in turn undertake power distribution on an area coverage basis.” The NEA was able to maintain its existing ISO 9001:2015 certification, adhering to its principle of good governance.

#### B. Remittance of Dividends to the National Government

The Agency has remitted a total of PhP43,058,291.62 in dividends to the national government, which the Department of Finance (DOF) acknowledged on 06 May 2024 during the 2024 Government-Owned or -Controlled Corporations (GOCC) Day. Likewise, additional remittance of PhP2,271,683.77 was made on 21 June 2024 based on the Annual Audit Report (AAR)/Audited Financial Statements (FS) for a total of PhP45,329,975.39 dividends for CY 2023 net earnings.

#### C. 8888 Citizens’ Complaint Center

For CY 2024, the 8888 Citizens’ Complaint Center (CCC) forwarded 551 citizen complaints to the NEA. The Agency has resolved all 551 tickets, with only one (1) ticket being resolved beyond 72 hours. This resulted to a compliance rate of 99.82% by NEA.

## **D. Client Satisfaction Measurement**

In order to provide better services to its stakeholders, the NEA utilizes a feedback mechanism. Beginning in 2023, GOCCs are mandated to utilize the Client Satisfaction Measurement (CSM) guidelines prescribed in the Memorandum Circular 2022-05 issued by the Anti-Red Tape Authority (ARTA) (amended by ARTA MC 2023-05), replacing the Enhanced Methodology for the Conduct of the Customer Satisfaction Survey issued by the Governance Commission for GOCCs (GCG).

On April 2024, the third-party research agency Premier Value Provider, Inc. provided a report for 2023 transactions wherein NEA attained an overall satisfaction score of 99.7%. Among the Service Quality Dimensions (SQD) identified, the NEA scored an “Outstanding” rating for 7 SQDs: Reliability, Access and Facilities, Communication, Cost, Integrity, Assurance, and Outcome.

For CY 2024 transactions, the CSM process is currently in progress. The contracted third-party research agency is in the initial phase of preparing the report to evaluate the overall satisfaction of NEA’s external and internal stakeholders.

## **VII. Capacity Building Program for EC Personnel**

To enhance the core values and financial, institutional and technical (FIT) skills of the ECs’, the NEA conducted 81 competency seminars and training programs for the EC personnel on CY 2024. The seminars and training programs, which were attended by a total of 4,616 participants, were also designed to bring about marked improvement in the ECs’ operational efficiency and financial viability.

## **VIII. Status of NEA-Conducted Competitive Selection Process (CSP)**

Competitive Selection Process (CSP) for the procurement of ECs’ Power Supply is a bidding process to ensure transparency in the competitive procurement process in order to draw the least cost of power supply offer beneficial to the ECs and its member consumer-owners (MCOs). To ensure the timely completion of CSP, NEA provided assistance to the ECs. For Palawan Electric Cooperative (PALECO), NEA developed the Terms of Reference (TOR) for the CSP of the 55 MW additional power supply for main grid in Puerto Princesa and Taytay. The 55MW consists of two (2) lots: Lot 1 (40MW Baseload) and Lot 2 (15MW Peaking). Currently, both lots are for Issuance of Notice to Execute the Agreement.

For Luzon Electric Cooperatives Aggregation (LECA), which consists of 18 ECs, the Pre-bid Conference for a 300MW power supply requirement was conducted on 12 September 2024.

## **IX. NOTABLE ACHIEVEMENTS AND INITIATIVES**

### **A. Partnership between Maharlika Investment Corporation (MIC), Provincial Governments of Oriental Mindoro, Occidental Mindoro, Oriental Mindoro Electric Cooperative, Inc. (ORMECO), and Occidental Mindoro Electric Cooperative, Inc. (OMECO)**

The LGUs and ECs of Occidental and Oriental Mindoro entered into an agreement with MIC to finance key energy distribution infrastructure development projects to address the recurring power crisis in the said provinces due to supply shortages.

### **B. Partnership between NEA, MIC, and Palawan Electric Cooperative (PALECO)**

This collaboration seeks to stabilize the power supply in Palawan to keep attracting businesses and industry in the province for its economic growth. The parties agree to mutually provide technical assistance and share relevant data to achieve this goal.

### **C. Partnership between NEA, Philippine Space Agency (PhilSA), and University of the Philippines (UP)**

Under the MOU with PhilSA, it will assist NEA in pursuing state-funded electrification projects by providing satellite-based technology and other space science and technology applications (SSTA), which will identify unserved and underserved households in rural areas. Meanwhile, the MOU between NEA and UP is geared towards developing a geographical information system (GIS) database, among other types of analytical tools, to increase the capacity of NEA and ECs in identifying and verifying households with limited or no access to electricity.

### **D. Inauguration of Digital Dashboard Command Center (DDCC)**

On 04 July 2024, NEA launched its Digital Dashboard Command Center, one of the Agency’s flagship projects to optimize the technical and operational performances of the ECs. The DDCC also enables the NEA and the ECs to inspect, assess, and respond to power outages due to operational issues or natural disasters.

The launch of the DDCC underscores NEA’s commitment to enhancing the efficiency and reliability of the ECs’ power distribution services. This will transform rural electrification and how it responds to the challenges of energy distribution.

## **E. 55th NEA Anniversary and 15th NEAM Celebrations**

The NEA, in partnership with the Philippine Rural Electric Cooperative Association (PHILRECA), conducted the NEA-EC Convergence with a theme “ECs, Keeps the Lights On” on 29-31 August 2024. NEA and the ECs have gathered together to celebrate the 55 years of the rural electrification program. The highlight of the said event is the switch-on ceremony of the 16 millionth consumer connections under the franchise area of ORMECO.

On 31 August 2024, the 2024 Lumens Awards was conducted to honor multiple ECs across Luzon, Visayas and Mindanao. NEA presented the Best Region Award to CALABARZON, Central Visayas, and CARAGA wherein all their ECs sustained their exemplary performance. The “Outstanding EC” award was given to 31 ECs and a total of 77 ECs were awarded as “Top Performing ECs”. The presentation of the Best Electric Cooperative Award to CEBECO I and the Best General Manager Award to Engr. Getulio Z. Crodua, CEBECO I General Manager was the event’s highlight. CEBECO I was awarded as Best EC for maintaining a perfect score and having an “AAA” rating for five consecutive years.

The Policy/Guidelines on Annual EC Overall Performance Assessment was enhanced in 2023 to ensure the implementation of EC good governance and sound fiscal management. The aforementioned awards and recognitions were based on the amended policy guidelines and on the 2023 EC operation results.

## **X. Approved Policies/Guidelines**

The NEA has formulated several policies and guidelines geared towards the fulfilment of NEA’s mandate and to provide assistance and guidance to the ECs in the performance of their franchise obligations as distribution utilities. This is in accordance with its expanded powers, functions and privileges under Section 5 of RA 10531 and Section 5 of the IRR.

### **1. Enhanced Policy Guidelines on the Implementation of Strategized Rural Electrification and Operational Reliability for Electric Cooperatives**

This policy, approved on 01 February 2024, was issued for ECs to comply with the Implementation of Strategized Rural Electrification and Operational Reliability for ECs, which harmonizes NEA’s various electrification programs/activities/ projects (PAPs), namely: Barangay/Sitio Electrification Program (BEP/SEP); Barangay Line Enhancement Program (BLEP); PVM/SHS; Microgrid Systems; and other related electrification and operational reliability PAPs.

### **2. Guidelines for the Construction and Energization of Distribution Lines and Associated Equipment for the Supply of Power to Telecommunication Tower Infrastructure within the coverage area of ECs**

Released on 19 April 2024, this set of guidelines was issued to provide the rules concerning the application for the construction and energization of distribution lines and associated equipment from the tapping point of the EC distribution lines to the Passive Telecommunications Tower Infrastructure (PTTI), whether the PTTI is owned by Public Telecommunications Entities, Mobile Network Operators, or Independent Tower Companies.

### **3. Enhanced Policy on the Classification of Electric Cooperatives (ECs) and Guidelines for the Declaration and Graduation of Ailing EC**

This policy, approved on 29 April 2024, aims to: (a) Formulate and prescribe operational, technical, financial, and governance standards for the classification of ECs; (b) Ensure early detection of adverse financial and technical conditions to serve as triggers for NEA interventions; (c) Institute preventive, remedial and mitigating measures prior to being categorized as ailing ECs; (d) Provide prescribed procedures in declaration of ECs as ailing to ensure the observance of due process; (e) Implement alternative options for ailing ECs; and (f) Provide criteria for the graduation or delisting of EC from being an ailing.

### **4. Revised Guidelines on the Selection and Appointment of a NEA Representative to the Electric Cooperative Board of Directors (3rd Revision)**

Approved on 09 May 2024, this policy aims to allow for the representation of NEA in all board meetings, discussions and deliberations by the EC Board of Directors, among other objectives.



Date: **January 30, 2025**

**Management Representation Letter**

**DIR. MARILYN C. BRIONES**  
Cluster 3- Public Utilities  
Corporate Government Sector  
Commission on Audit  
Commonwealth Avenue  
Quezon City

**Subject: National Electrification Administration**

This representation letter is provided in connection with your audit of the financial statements of the National Electrification Administration (NEA) for the year ended December 31, 2024 for expressing opinions as to whether the financial statements are presented fairly, in all material respects, in accordance with International Public Sector Accounting Standards (IPSAS), and government accounting standards, and as to other terms required by the 1987 Constitution or other relevant laws.

**Statement of Management's Responsibility for the Financial Statements**

We affirm that the financial statements for the NEA are management's responsibility; that these were prepared in accordance with the IPSAS, that all relevant information was provided the Commission on Audit Team, that access to relevant information and records were made available and that all transactions were recorded and reflected in the financial statements; and that all instances of non-compliance of which we are aware of are disclosed to the COA audit team.

**Specific Affirmations pertaining to the Financial Statements Provided to the Commission on Audit**

We affirm that to the best of our knowledge and belief, having made such inquiries as we considered necessary for the purpose of appropriately informing ourselves:

**A. Financial Statements**

We have fulfilled our responsibilities, as set out in the terms of the audit engagement dated **December 19, 2024** for the preparation of the financial statements in accordance with the IPSAS:

1. In particular, the financial statements are free from material misstatements including omissions and errors, and are fairly presented.
2. Significant assumptions used in making accounting estimates, including those measured at fair value, are reasonable.
3. Related party relationships and transactions, if any, have been appropriately accounted for and disclosed in accordance with the requirements of the IPSAS.
4. All events subsequent to the date of the financial statements and for which IPSAS require adjustment or disclosure have been adjusted or disclosed.
5. All matters related to claims, litigations, assessments and dispute have been disclosed to COA by our Legal Office and external legal counsel.
6. The effects of uncorrected misstatements are immaterial, both individually and in the aggregate, to the financial statements as a whole. A list of the uncorrected misstatements is attached to the representation letter.
7. The selection and application of accounting policies are appropriate.
8. The following have been recognized, measured, presented or disclosed in accordance with the IPSAS:
  - a. Plans or intentions that may affect the carrying value or classification of assets and liabilities;
  - b. Liabilities, both actual and contingent;
  - c. Title to, or control over, assets, the liens or encumbrances on assets, and assets pledged as collateral; and
  - d. Aspects of laws, regulations and contractual agreements that may affect the financial statements, including non-compliance.

In preparing the financial statements, management is also responsible for assessing the NEA's ability to continue as a going concern, disclosing, as applicable, matters related to going concern and using the going concern basis of accounting unless management either intends to liquidate the NEA or to cease operations, or has no realistic alternative but to do so.





## B. Internal Control

1. We have assessed the effectiveness of the NEA's internal control in achieving the following objectives:
  - a. Reliability of financial reporting;
  - b. Compliance with applicable laws and regulations;
  - c. Safeguarding of assets; and
  - d. Achievement of agency objectives.
2. We have disclosed to you all significant deficiencies in the design or operation of internal control that could adversely affect the entity's ability to meet the internal control objectives and identified those we believe to be material weaknesses.
3. There have been no changes to internal control, or other factors that might significantly affect it.


## C. Compliance


1. The activities and financial transactions are in compliance with the relevant government rules and regulations.
2. We have provided you with interpretation of compliance requirements that may have varying interpretations.
3. All contracts, agreements and other correspondence have been made available.
4. We have disclosed all contracts and agreements with service organizations, including any communications with those organizations related to instances of non-compliance.
5. The NEA has been operated effectively, throughout the period covered by the audit.

## D. Information Required

1. We have provided you with:
  - a. Access to all information deemed relevant to the preparation of the financial statements such as records, documentation and other matters;
  - b. Additional information requested for the purpose of the audit; and
  - c. Unrestricted access to persons within the entity determined necessary to obtain audit evidence.
2. All transactions have been recorded in the accounting records and are reflected in the financial statements.
3. We have disclosed to you the specific results of our assessment of the risk indicating that the financial statements may be materially misstated as a result of fraud.
4. We have disclosed to you all information in relation to fraud or suspected fraud that we are aware of and that affects the entity and involves: management; employees who have significant roles in internal control; or others where the fraud could have a material effect on the financial statements.
5. We have disclosed to you all known instances of non-compliance or suspected non-compliance with laws and regulations whose effects should be considered when preparing financial statements.
6. We have disclosed to you the identity of related parties and all the related party relationships and transactions of which we are aware.

Signed:

  
**MA. CHONA O. DELA CRUZ**  
Manager, Financial Services  
and Accounting Division  
Date

  
**ATTY. VIC P. ALVARO**  
Deputy Administrator, Corporate  
Resources and Financial Services  
Date



**NATIONAL ELECTRIFICATION ADMINISTRATION  
STATEMENT OF FINANCIAL POSITION  
AS AT DECEMBER 31, 2024 and 2023**

	Notes	2024	2023
<b>ASSETS</b>			
<b>Current Assets</b>			
Cash and Cash Equivalents	6	6,514,803,963	3,636,092,770
Receivables	7	6,202,086,806	5,945,829,922
Inventories (Net)	8	2,826,512	7,725,269
Other Current Assets	10	4,129,614	5,452,564
Total current assets		12,723,846,895	9,595,100,525
<b>Non-Current Assets</b>			
Long-Term Loans Receivable	7	9,098,293,653	8,764,631,492
Property and Equipment (Net)	9	183,902,285	154,508,298
Other Assets	10	12,808,641	12,808,641
Total non-current assets		9,295,004,579	8,931,948,431
<b>Total Assets</b>		<b>22,018,851,474</b>	<b>18,527,048,956</b>
<b>LIABILITIES</b>			
<b>Current Liabilities</b>			
Financial Liabilities	11	68,288,823	51,650,812
Inter-Agency Payables	12	7,504,758,796	5,574,394,273
Trust Liabilities	13	2,533,186,696	1,620,759,392
Provisions		82,863,702	79,353,316
Other Payables	14	1,149,561	18,472,952
Total current liabilities		10,190,247,578	7,344,630,745
<b>Non-Current Liabilities</b>			
Deferred Credits		718,754,610	574,910,926
Provisions	15	70,676,761	75,510,714
Total non-current liabilities		789,431,371	650,421,640
<b>Total Liabilities</b>		<b>10,979,678,949</b>	<b>7,995,052,385</b>
<b>Net Assets (Total Assets Less Total Liabilities)</b>		<b>11,039,172,525</b>	<b>10,531,996,571</b>
<b>NET ASSETS/EQUITY</b>			
Government Equity	23	5,440,461,024	4,970,461,024
Contributed Capital	24	177,560,561	177,560,561
Accumulated Surplus		5,421,150,940	5,383,974,986
<b>Total Net Assets/Equity</b>		<b>11,039,172,525</b>	<b>10,531,996,571</b>

*See accompanying Notes to Financial Statements.*

**NATIONAL ELECTRIFICATION ADMINISTRATION**  
**STATEMENT OF FINANCIAL PERFORMANCE**  
For the Years Ended December 31, 2024 and 2023

	Note	2024	2023
<b>Revenue</b>			
Service and Business Income	16	640,604,911	616,658,038
<b>Total Revenue</b>		<b>640,604,911</b>	<b>616,658,038</b>
<b>Current Operating Expenses</b>			
Personal Services	17	365,138,894	361,613,408
Maintenance and Operating Expenses	18	155,272,141	133,845,086
Financial Expenses	19	17,803	24,162
Non-Cash Expenses	20	32,215,950	33,513,432
<b>Total Current Operating Expenses</b>		<b>552,644,788</b>	<b>528,996,088</b>
<b>Surplus from Current Operation</b>		<b>87,960,123</b>	<b>87,661,950</b>
Gains/(Losses)	21	-	(442,116)
Other Income	21	26,936,238	11,099,682
<b>Surplus before Tax</b>		<b>114,896,361</b>	<b>98,319,516</b>
Income Tax Expense	22	27,223,111	27,271,067
<b>Surplus after Tax</b>		<b>87,673,250</b>	<b>71,048,449</b>
<b>Net Surplus(Deficit) for the Period</b>		<b>87,673,250</b>	<b>71,048,449</b>

*See accompanying Notes to Financial Statements.*

# STATUS OF ENERGIZATION

National Electrification Administration  
Status of Energization  
As of December 31, 2024

REGIONS/ ELECTRIC COOPERATIVES	MUNICIPALITIES/CITIES		B A R A N G A Y S				C O N N E C T I O N S					
	Coverage/ Energized*	%	Potential*	Energized/ Completed	%	Unener- gized	2024 Adjusted Potential	Total Served	%	Unserved	%	
<b>REGION I (ILOCOS REGION)</b>												
1	Ilocos Norte Electric Cooperative, Inc.	23	100	559	559	100	-	192,532	191,086	99	1,446	1
2	Ilocos Sur Electric Cooperative, Inc.	34	100	768	768	100	-	221,054	221,007	99	47	1
3	La Union Electric Cooperative, Inc.	18	100	532	532	100	-	187,282	183,338	98	3,944	2
4	Pangasinan I Electric Cooperative	9	100	192	192	100	-	109,119	103,370	95	5,749	5
5	Central Pangasinan Electric Cooperative, Inc.	15	100	553	553	100	-	313,483	305,184	97	8,299	3
6	Pangasinan III Electric Cooperative	17	100	426	426	100	-	267,392	266,345	99	1,047	1
	Sub-Total	116	100	3,030	3,030	100	-	1,290,862	1,270,330	98	20,532	2
<b>REGION II (CAGAYAN VALLEY)</b>												
7	Batanes Electric Cooperative, Inc.	6	100	29	29	100	-	8,210	8,210	100	-	-
8	Cagayan I Electric Cooperative, Inc.	12	100	374	374	100	-	187,906	181,215	96	6,691	4
9	Cagayan II Electric Cooperative, Inc.	21	100	513	513	100	-	168,401	155,147	92	13,254	8
10	Isabela I Electric Cooperative, Inc.	15	100	484	484	100	-	260,399	257,380	99	3,019	1
11	Isabela II Electric Cooperative	21	100	545	545	100	-	223,194	217,094	97	6,100	3
12	Nueva Vizcaya Electric Cooperative	15	100	275	275	100	-	142,609	131,495	92	11,114	8
13	Quirino Electric Cooperative	6	100	150	150	100	-	65,749	64,402	98	1,347	2
	Sub-Total	96	100	2,370	2,370	100	-	1,056,468	1,014,943	96	41,525	4
<b>CORDILLERA ADMINISTRATIVE REGION (CAR)</b>												
14	Abra Electric Cooperative	27	100	303	303	100	-	68,307	65,530	96	2,777	5
15	Benguet Electric Cooperative	14	100	269	269	100	-	241,151	234,429	97	6,722	3
16	Ifugao Electric Cooperative, Inc.	11	100	176	176	100	-	57,856	53,013	92	4,843	10
17	Kalinga-Apayao Electric Cooperative, Inc.	11	100	221	221	100	-	76,688	71,113	93	5,575	8
18	Mountain Province Electric Cooperative, Inc.	10	100	144	144	100	-	51,569	51,243	99	326	1
	Sub-Total	73	100	1,113	1,113	100	-	495,571	475,328	96	20,243	5



REGIONS/ ELECTRIC COOPERATIVES	MUNICIPALITIES/CITIES		BARANGAYS				CONNECTIONS					
	Coverage/ Energized*	%	Potential*	Energized/ Completed	%	Unener- gized	2024 Adjusted Potential	Total Served	%	Unservd	%	
<b>REGION III (CENTRAL LUZON)</b>												
19	Aurora Electric Cooperative, Inc.	9	100	157	157	100	-	72,278	71,713	99	565	1
20	Tarlac I Electric Cooperative, Inc.	15	100	421	421	100	-	219,725	218,549	99	1,176	1
21	Tarlac II Electric Cooperative, Inc.	5	100	121	121	100	-	141,499	139,869	99	1,630	1
22	Nueva Ecija I Electric Cooperative, Inc.	5	100	95	95	100	-	117,375	117,014	99	361	1
23	Nueva Ecija II Electric Cooperative, Inc. - Area 1	10	100	291	291	100	-	174,579	169,998	97	4,581	3
24	Nueva Ecija II Electric Cooperative, Inc. - Area 2	11	100	224	224	100	-	165,859	162,146	98	3,713	2
25	San Jose City Electric Cooperative	1	100	40	40	100	-	43,865	43,736	99	129	1
26	Pampanga Rural Electric Service Coop., Inc.	-	-	34	34	100	-	33,435	32,768	98	667	2
27	Pampanga I Electric Cooperative, Inc.	6	100	112	112	100	-	148,683	148,683	100	-	-
28	Pampanga II Electric Cooperative, Inc.	7	100	175	175	100	-	249,754	246,181	99	3,573	1
29	Pampanga III Electric Cooperative, Inc.	6	100	95	95	100	-	109,627	109,627	100	-	-
30	Peninsula Electric Cooperative, Inc.	12	100	241	241	100	-	244,497	243,442	99	1,055	1
31	Zambales I Electric Cooperative, Inc.	6	100	118	118	100	-	90,189	86,619	96	3,570	4
32	Zambales II Electric Cooperative, Inc.	7	100	111	111	100	-	106,757	106,757	100	-	-
	Sub-Total	100	100	2,235	2,235	100	-	1,918,122	1,897,102	99	21,020	1
<b>REGION IV-A (CALABARZON)</b>												
33	First Laguna Electric Cooperative, Inc.	11	100	164	164	100	-	85,880	81,900	95	3,980	5
34	Batangas I Electric Cooperative, Inc.	12	100	366	366	100	-	212,622	211,713	99	909	1
35	Batangas II Electric Cooperative, Inc.	17	100	480	480	100	-	400,265	396,597	99	3,668	1
36	Quezon I Electric Cooperative, Inc.	23	100	804	804	100	-	250,411	225,080	90	25,331	10
37	Quezon II Electric Cooperative, Inc.	8	100	129	129	100	-	63,160	51,788	82	11,372	18
	Sub-Total	71	100	1,943	1,943	100	-	1,012,338	967,078	96	45,260	4
<b>MIMAROPA REGION</b>												
38	Lubang Electric Cooperative, Inc.	2	100	25	25	100	-	10,167	10,167	100	-	-
39	Occidental Mindoro Electric Cooperative, Inc.	9	100	139	139	100	-	125,205	101,176	81	24,029	19
40	Oriental Mindoro Electric Cooperative, Inc.	15	100	426	426	100	-	267,746	262,125	98	5,621	2
41	Marinduque Electric Cooperative, Inc.	6	100	218	218	100	-	73,784	73,784	100	-	-
42	Tablas Island Electric Cooperative, Inc.	10	100	112	112	100	-	53,996	53,438	99	558	1
43	Romblon Electric Cooperative, Inc.	7	100	107	107	100	-	33,814	32,374	96	1,440	4
44	Busuanga Electric Cooperative, Inc.	4	100	61	61	100	-	35,733	30,920	87	4,813	13
45	Palawan Electric Cooperative	19	100	371	371	100	-	292,113	215,892	74	76,221	26
	Sub-Total	72	100	1,459	1,459	100	-	892,558	779,876	87	112,682	13
<b>REGION V (BICOL REGION)</b>												
46	Camarines Norte Electric Cooperative, Inc.	12	100	274	274	100	-	154,508	146,807	95	7,701	5
47	Camarines Sur I Electric Cooperative, Inc.	10	100	287	287	100	-	111,099	105,340	95	5,759	5
48	Camarines Sur II Electric Cooperative, Inc.	10	100	259	259	100	-	163,053	149,883	92	13,170	8
49	Camarines Sur III Electric Cooperative, Inc.	7	100	229	229	100	-	120,467	114,909	95	5,558	5
50	Camarines Sur IV Electric Cooperative, Inc.	9	100	258	258	100	-	100,623	99,307	99	1,316	1
51	Albay Electric Cooperative, Inc.	18	100	720	720	100	-	344,651	323,794	94	20,857	6
52	Sorsogon I Electric Cooperative, Inc.	8	100	253	253	100	-	93,782	93,782	100	-	-
53	Sorsogon II Electric Cooperative	7	100	288	288	100	-	117,074	112,859	96	4,215	4
54	First Catanduanes Electric Cooperative, Inc.	11	100	315	315	100	-	69,719	68,385	98	1,334	2
55	Masbate Electric Cooperative, Inc.	15	100	434	434	100	-	172,340	105,571	61	66,769	39
56	Ticao Island Electric Cooperative, Inc.	4	100	72	72	100	-	23,802	22,004	92	1,798	8
	Sub-Total	111	100	3,389	3,389	100	-	1,471,118	1,342,641	91	128,477	9
	<b>TOTAL LUZON</b>	<b>639</b>	<b>100</b>	<b>15,539</b>	<b>15,539</b>	<b>100</b>	<b>-</b>	<b>8,137,037</b>	<b>7,747,298</b>	<b>95</b>	<b>389,739</b>	<b>5</b>

REGIONS/ ELECTRIC COOPERATIVES	MUNICIPALITIES/CITIES		B A R A N G A Y S				C O N N E C T I O N S					
	Coverage/ Energized*	%	Potential*	Energized/ Completed	%	Unener- gized	2024 Adjusted Potential	Total Served	%	Unserved	%	
<b>REGION VI (WESTERN VISAYAS)</b>												
57	Aklan Electric Cooperative, Inc.	19	100	381	381	100	-	218,381	217,814	99	567	1
58	Antique Electric Cooperative, Inc.	16	100	537	537	100	-	163,549	160,869	98	2,680	2
59	Capiz Electric Cooperative, Inc.	17	100	472	472	100	-	227,447	209,918	92	17,529	8
60	Iloilo I Electric Cooperative, Inc.	15	100	794	794	100	-	203,949	196,290	96	7,659	4
61	Iloilo II Electric Cooperative, Inc.	15	100	587	587	100	-	191,489	168,607	88	22,882	12
62	Iloilo III Electric Cooperative, Inc.	13	100	340	340	100	-	150,110	143,099	95	7,011	5
63	Guimaras Electric Cooperative	5	100	98	98	100	-	49,597	46,401	94	3,196	6
	Sub-Total	100	100	3,209	3,209	100	-	1,204,522	1,142,998	95	61,524	5
<b>NEGROS ISLAND REGION (NIR)</b>												
64	Northern Negros Electric Cooperative, Inc.	9	100	196	196	100	-	228,611	200,075	88	28,536	12
65	Central Negros Electric Cooperative, Inc. <sup>2</sup>	6	100	158	158	100	-	319,474	284,546	89	34,928	11
66	Negros Occidental Electric Cooperative	17	100	308	308	100	-	300,490	233,519	78	66,971	22
67	Negros Oriental I Electric Cooperative, Inc.	11	100	285	285	100	-	157,716	143,838	91	13,878	9
68	Negros Oriental II Electric Cooperative	14	100	272	272	100	-	230,173	201,907	88	28,266	12
69	Province of Siquijor Electric Cooperative, Inc.	6	100	134	134	100	-	33,371	33,371	100	-	-
	Sub-Total	63	100	1,353	1,353	100	-	1,269,835	1,097,256	86	172,579	14
<b>REGION VII (CENTRAL VISAYAS)</b>												
70	Bantayan Electric Cooperative, Inc.	3	100	49	49	100	-	42,547	41,908	98	639	2
71	Cebu I Electric Cooperative, Inc.	18	100	366	366	100	-	196,245	192,020	98	4,225	2
72	Cebu II Electric Cooperative, Inc.	13	100	323	323	100	-	224,872	214,669	95	10,203	5
73	Cebu III Electric Cooperative, Inc.	5	100	134	134	100	-	133,818	133,818	100	-	-
74	Camotes Electric Cooperative, Inc.	4	100	56	56	100	-	30,147	29,045	96	1,102	4
75	Bohol I Electric Cooperative, Inc.	26	100	603	603	100	-	196,872	196,872	100	-	-
76	Bohol II Electric Cooperative, Inc.	21	100	491	491	100	-	184,886	177,512	96	7,374	4
	Sub-Total	90	100	2,022	2,022	100	-	1,009,387	985,844	98	23,543	2
<b>REGION VIII (EASTERN VISAYAS)</b>												
77	Don Orestes Romualdez Electric Cooperative, Inc.	13	100	496	496	100	-	113,447	107,786	95	5,661	5
78	Leyte II Electric Cooperative, Inc.	3	100	196	196	100	-	91,250	91,060	99	190	1
79	Leyte III Electric Cooperative, Inc.	9	100	285	285	100	-	79,471	78,519	99	952	1
80	Leyte IV Electric Cooperative, Inc.	6	100	245	245	100	-	95,944	95,944	100	-	-
81	Leyte V Electric Cooperative, Inc.	12	100	391	391	100	-	179,292	166,427	93	12,865	7
82	Southern Leyte Electric Cooperative, Inc.	19	100	503	503	100	-	131,477	131,477	100	-	-
83	Biliran Electric Cooperative, Inc.	7	100	117	117	100	-	48,118	47,784	99	334	1
84	Northern Samar Electric Cooperative, Inc.	24	100	569	569	100	-	146,133	118,179	81	27,954	19
85	Samar I Electric Cooperative, Inc.	10	100	427	427	100	-	87,100	82,803	95	4,297	5
86	Samar II Electric Cooperative, Inc.	16	100	524	524	100	-	110,896	103,958	94	6,938	6
87	Eastern Samar Electric Cooperative, Inc.	23	100	597	597	100	-	125,343	119,901	96	5,442	4
	Sub-Total	142	100	4,350	4,350	100	-	1,208,471	1,143,838	95	64,633	5
	<b>TOTAL VISAYAS</b>	<b>395</b>	<b>100</b>	<b>10,934</b>	<b>10,934</b>	<b>100</b>	<b>-</b>	<b>4,692,215</b>	<b>4,369,936</b>	<b>93</b>	<b>322,279</b>	<b>7</b>
<b>REGION IX (ZAMBOANGA PENINSULA)</b>												
88	Zamboanga del Norte Electric Cooperative, Inc.	23	100	585	585	100	-	228,614	201,036	88	27,578	12
89	Zamboanga del Sur I Electric Cooperative, Inc.	25	100	626	626	100	-	238,518	220,046	92	18,472	8
90	Zamboanga del Sur II Electric Cooperative, Inc.	23	100	558	558	100	-	225,330	156,113	69	69,217	31
91	Zamboanga City Electric Cooperative, Inc.	1	100	94	94	100	-	230,913	188,732	82	42,181	18
	Sub-Total	72	100	1,863	1,863	100	-	923,375	765,927	83	157,448	17

REGIONS/ ELECTRIC COOPERATIVES	MUNICIPALITIES/CITIES		BARANGAYS				CONNECTIONS					
	Coverage/ Energized*	%	Potential*	Energized/ Completed	%	Unener- gized	2024 Adjusted Potential	Total Served	%	Unserved	%	
<b>REGION X (NORTHERN MINDANAO)</b>												
92	Misamis Occidental I Electric Cooperative, Inc.	8	100	227	227	100	-	74,391	73,032	98	1,359	2
93	Misamis Occidental II Electric Cooperative, Inc.	8	100	253	253	100	-	106,266	105,820	99	446	1
94	Misamis Oriental I Rural Electric Service Cooperative, Inc.	10	100	156	156	100	-	127,240	122,977	97	4,263	3
95	Misamis Oriental II Electric Service Cooperative, Inc.	12	100	265	265	100	-	113,771	104,418	92	9,353	8
96	First Bukidnon Electric Cooperative, Inc.	13	100	303	303	100	-	225,779	204,495	91	21,284	9
97	Bukidnon II Electric Cooperative, Inc.	10	100	171	171	100	-	161,742	152,869	95	8,873	5
98	Camiguin Electric Cooperative, Inc.	5	100	58	58	100	-	26,343	26,005	99	338	1
99	Lanao del Norte Electric Cooperative, Inc.	19	100	410	410	100	-	159,354	122,656	77	36,698	23
	Sub-Total	85	100	1,843	1,843	100	-	994,886	912,272	92	82,614	8
<b>REGION XI (DAVAO REGION)</b>												
100	Davao Oriental Electric Cooperative, Inc.	11	100	183	183	100	-	149,999	133,659	89	16,340	11
101	Northern Davao Electric Cooperative, Inc.	18	100	376	376	100	-	363,995	277,354	76	86,641	24
102	Davao del Sur Electric Cooperative, Inc.	15	100	337	337	100	-	291,220	255,727	88	35,493	12
	Sub-Total	44	100	896	896	100	-	805,214	666,740	83	138,474	17
<b>REGION XII (SOCCSKSARGEN)</b>												
103	Cotabato Electric Cooperative, Inc.	14	100	348	348	100	-	245,100	224,083	91	21,017	9
104	Cotabato Electric Cooperative, Inc. - PPALMA	12	100	195	195	100	-	144,122	101,124	70	42,998	30
105	South Cotabato I Electric Cooperative, Inc.	10	100	172	172	100	-	206,052	163,528	79	42,524	21
106	South Cotabato II Electric Cooperative, Inc.	10	100	206	206	100	-	387,372	330,897	85	56,475	15
107	Sultan Kudarat Electric Cooperative, Inc.	17	100	311	311	100	-	244,391	210,496	86	33,895	14
	Sub-Total	63	100	1,232	1,232	100	-	1,227,037	1,030,128	84	196,909	16
<b>BANGSAMORO AUTONOMOUS REGION IN MUSLIM MINDANAO (BARMM)</b>												
108	Tawi-Tawi Electric Cooperative, Inc. <sup>1</sup>	9	100	186	186	100	-	72,025	13,638	19	58,387	81
109	Siasi Electric Cooperative, Inc. <sup>1</sup>	2	100	66	66	100	-	21,532	4,359	20	17,173	80
110	Sulu Electric Cooperative, Inc.	16	100	330	330	100	-	145,590	36,198	25	109,392	75
111	Basilan Electric Cooperative, Inc.	14	100	269	269	100	-	111,091	65,712	59	45,379	41
112	Cagayan de Sulu Electric Cooperative, Inc.	2	100	17	17	100	-	6,081	4,233	70	1,848	30
113	Lanao del Sur Electric Cooperative, Inc.	41	100	1,176	1,176	100	-	198,052	106,366	54	91,686	46
114	Maguindanao Electric Cooperative, Inc.	30	100	409	403	99	6	180,817	57,580	32	123,237	68
	Sub-Total	114	100	2,453	2,447	99	6	735,188	288,086	39	447,102	61
<b>REGION XIII (CARAGA)</b>												
115	Agusan del Norte Electric Cooperative, Inc.	12	100	253	253	100	-	221,934	220,946	99	988	1
116	Agusan del Sur Electric Cooperative, Inc.	14	100	314	314	100	-	206,386	202,640	98	3,746	2
117	Surigao del Norte Electric Cooperative, Inc.	12	100	203	203	100	-	108,616	107,164	99	1,452	1
118	Siargao Electric Cooperative, Inc.	9	100	132	132	100	-	37,997	37,861	99	136	1
119	Dinagat Islands Electric Cooperative, Inc.	7	100	100	100	100	-	37,805	37,295	99	510	1
120	Surigao del Sur I Electric Cooperative, Inc.	5	100	112	112	100	-	69,011	65,762	95	3,249	5
121	Surigao del Sur II Electric Cooperative, Inc.	14	100	197	197	100	-	99,858	97,975	98	1,883	2
	Sub-Total	73	100	1,311	1,311	100	-	781,607	769,643	98	11,964	2
	<b>TOTAL MINDANAO</b>	<b>451</b>	<b>100</b>	<b>9,598</b>	<b>9,592</b>	<b>99</b>	<b>6</b>	<b>5,467,307</b>	<b>4,432,796</b>	<b>81</b>	<b>1,034,511</b>	<b>19</b>
	<b>TOTAL</b>	<b>1,485</b>	<b>100</b>	<b>36,071</b>	<b>36,065</b>	<b>99</b>	<b>6</b>	<b>18,296,559</b>	<b>16,550,030</b>	<b>90</b>	<b>1,746,529</b>	<b>10</b>



# Executive Committee



**ANTONIO MARIANO C. ALMEDA**  
Administrator



**VIC P. ALVARO**  
Deputy Administrator  
Corporate Resources and  
Financial Services



**OMAR M. MAYO**  
Deputy Administrator  
EC Management Services



**ERNESTO O. SILVANO, JR.**  
Deputy Administrator  
Technical Services



**ROSSAN S.J. ROSERO-LEE**  
Deputy Administrator  
Legal Services

## OFFICE OF THE ADMINISTRATOR



**ANNA CLARISSA V. REYES**  
Head Executive Assistant



**EMIL S. CUYUGAN**  
Department Manager  
Corporate Communications  
and Social Marketing Office



**IVAN DARWIN G. ZAMORA**  
Department Manager  
Management Consultancy  
Services



**IRENE C. MARTIN**  
Officer-in-Charge  
Office for Performance  
Assessment and  
Special Studies



**LUISA I. HERNANDEZ**  
Assist  
Office for Performance  
Assessment and  
Special Studies



**RODERICK N. PADUA**  
Department Manager  
Information Technology  
and Communications Services  
and concurrent  
Corporate Planning Office



**SHEILA F. ECHIVERRI-VILLANUEVA**  
Division Manager  
Information Technology and  
Systems Development Division  
(Starting 27 June 2024)



**LEILANI L. RICO**  
Division Manager  
Database Management  
and Program Control



**NOLLIE B. ALAMILLO**  
Rural Electrification  
Special Program Office  
(Up to 26 November 2024)  
Institutional Development  
Department  
(Starting 27 November 2024)



**PERCIVAL G. CRISOSTOMO**  
Rural Electrification  
Special Program Office  
(Up to 16 June 2024)



**LINO S.J. VERMUDO**  
Division Manager  
Strategic Planning



**RODOLFO D. EVANGELISTA**  
Acting Division Manager  
Rural Electrification Project  
Planning and Development  
(Up to 02 January 2024)



**JOHN CARLOS S. SANTOS**  
Acting Division Manager  
Rural Electrification Project  
Planning and Development  
(Starting 03 January 2024)



**RINA R. DOLINA**  
Officer-In-Charge  
NEA-EC Training Institute



**MA. REGINA C. FILOTEO**  
Acting Division Manager  
NEA-EC Training Institute

## CORPORATE RESOURCES AND FINANCIAL SERVICES SECTOR



**GWEN P. ENCISO-KYAMKO**  
Acting Department Manager  
Human Resources and Administration



**ILUGEN P. MABANSAG**  
Concurrent Division Manager  
Human Resource Management Division  
(Up to 08 September 2024)



**VIRGINIA P. CABONCE**  
Acting Division Manager  
Human Resource Management Division  
(Starting 09 September 2024)



**ANNABELLE P. CRUZ**  
Division Manager  
General Services  
(Up to 16 January 2024)  
Acting Division Manager  
Information Technology and  
Systems Development Division  
(17 January 2024 to 03 December 2024)



**IRENE H. VIRAY**  
Department Manager  
Finance Services



**Ma. CHONA O. DELA CRUZ**  
Division Manager  
Financial Services and  
Accounting



**THERESITA A. RIVERA**  
Division Manager  
Treasury



**IMEE G. APOSTOL**  
Division Manager  
Financial Planning and Control



**ROSIE M. ALAMILLO**  
Department Manager  
Accounts Management and  
Guarantee



**GINA T. QUINDO**  
Division Manager  
Accounts Services



**ROUCHELLE JANE M. PAYURAN**  
Division Manager  
Accounts Management

# Assembly of Leaders

## LEGAL SECTOR



**OSWALDO F. GABAT**  
Attorney V  
Legal Services Office



**GWEN P. ENCISO-KYAMKO**  
Acting Corporate Board Secretary V  
Office of the Corporate Secretary



**CLAUDETTE G. UBALDO-DEMA**  
Officer-in-Charge  
Regulatory Affairs Office



**JUDY B. ARCILLA**  
Department Manager  
Internal Audit and Quality  
Standards Management Office  
(Up to 05 September 2024)



**ILUGEN P. MABANSAG**  
Acting Department Manager  
Internal Audit and Quality  
Standards Management Office  
(Starting 06 September 2024)



**CHRISTINE C. SAGRITALO**  
Acting Division Manager  
Financial & Special Audit Division  
(Starting 06 September 2024)



**RHONIEL I. LIBUNAO**  
Acting Division Manager  
System Audit and Quality Standard

## TECHNICAL SERVICES RECORDS



**FEDERICO P. VILLAR, JR.**  
Department Manager  
Engineering



**EXEQUIEL T. EVALE, JR.**  
Division Manager  
Technical Operation Division



**RAYMOND M. NAPILOT**  
Officer-in-Charge  
Total Electrification and Renewable  
Energy Development Department  
(Starting 15 January 2024)



**ERIC B. CAMPOTO**  
Officer-in-Charge  
(Up to 16 December 2024)  
Acting Department Manager  
(Starting 17 December 2024)  
Disaster Risk Reduction and Management



**LOUIE ANDREW L. PUNTOD**  
Officer-in-Charge  
Total Electrification Division  
(Starting 15 January 2024)



**ISAK JONATHAN V. VILLANUEVA**  
Officer-in-Charge  
Renewable Energy Development Division  
(Up to 12 May 2024)



**RICHARD FLORES**  
Officer-in-Charge  
Renewable Energy Development Division  
(Starting 04 July 2024)



## ELECTRIC COOPERATIVE MANAGEMENT SERVICES SECTOR



**RICARDO C. ORIAS, JR.**  
Department Manager  
Management Consultancy Services



**XERXES D. ADZUARA**  
Department Manager  
Management Consultancy Services



**HENRIETTA A. MARAMOT**  
Department Manager  
Management Consultancy Services



**RUTH S. RAMIREZ**  
Department Manager  
Management Consultancy Services



**JONA E. ANDAL**  
Acting Department Manager  
Management Consultancy Services



**ALEXANDER PAUL T. RIVERA**  
Department Manager  
Institutional Development Department  
(Up to 27 November 2024)



**NOLLIE B. ALAMILLO**  
Department Manager  
Management Consultancy Services  
(13 May to 26 November 2024)



**IMELDA I. AMERICA**  
Division Manager  
Organizational Management  
and Development



**CLAIRE P. QUETUA**  
Acting Division Manager  
Consumer Development and Protection



**ANAFEL B. TIO**  
Department Manager  
Electric Cooperative (EC) Audit



**CAYETANO B. JUAREZ**  
Division Manager  
EC Financial Management Audit



**RODEL M. GIPULAN**  
Division Manager  
EC Operation and Systems Audit  
(Up to 30 September 2024)



**CRUZETTE W. VILLAFRANCA**  
Acting Division Manager  
EC Operation and Systems Audit  
(Starting 01 October 2024)

# Our Partners



Dingras, Ilocos Norte



Santiago, Ilocos Sur



Aringay, La Union



Bani, Pangasinan



San Carlos City, Pangasinan



Urdaneta City, Pangasinan



Basco, Batanes



Solana, Cagayan



Aparri, Cagayan



Alicia, Isabela



Ilagan City, Isabela



Dupax del Sur, Nueva Vizcaya



Diffun, Quirino



Bangued, Abra



Baguio City, Benguet



Lagawe, Ifugao



Tabuk City, Kalinga



Bontoc, Mountain Province



Baler, Aurora



Gerona, Tarlac



Concepcion, Tarlac



San Isidro, Nueva Ecija



Talavera, Nueva Ecija



San Leonardo, Nueva Ecija



San Jose City, Nueva Ecija



Mexico, Pampanga



Mexico, Pampanga



Guagua, Pampanga



Apalit, Pampanga



Balanga City, Bataan



Palauig, Zambales



Castillejos, Zambales



Lumban, Laguna



Calaca, Batangas



Lipa City, Batangas



Pitogo, Quezon



Infanta, Quezon



Lubang, Occidental Mindoro



San Jose, Occidental Mindoro



Calapan City, Oriental Mindoro



Boac, Marinduque



Odiongan, Romblon



Romblon, Romblon



Coron, Palawan



Puerto Prinsesa City, Palawan



Daet, Camarines Norte



Libmanan, Camarines Sur



Naga City, Camarines Sur



Iriga City, Camarines Sur



Tigaon, Camarines Sur



Legaspi City, Albay



Irosin, Sorsogon



Sorsogon City, Sorsogon



Bato, Catanduanes



Mobo, Masbate



Ticao Island, Masbate



Lezo, Aklan



San Jose de Buenavista, Antique



Panitan, Capiz



Tigbauan, Iloilo



Pototan, Iloilo



Sara, Iloilo



Jordan, Guimaras



Manapla, Negros Occidental



Bacolod City, Negros Occidental



Kabankalan, Negros Occidental



Bindoy, Negros Oriental



Dumaguete City, Negros Oriental



Bantayan, Cebu



Dumanjug, Cebu



Bogo City, Cebu



Toledo City, Cebu

## Commission on Audit

Humphry G. Torres  
Resident Corporate Auditor



Larana, Siquijor



Poro, Cebu



Tubigon, Bohol



Jagna, Bohol



Tolosa, Leyte



Tacloban City, Leyte



Tunga, Leyte



Hilongos, Leyte



Ormoc City, Leyte



Maasin City, Southern Leyte



Biliran, Leyte



Bobon, Northern Samar



Calbayog City, Samar



Paranas, Samar



Borongan City, Eastern Samar



Dipolog City, Zamboanga del Norte



Pagadian City, Zamboanga del Sur



Ipil, Zamboanga Sibugay



Zamboanga City



Calamba, Misamis Occidental



Ozamis City, Misamis Occidental



Laguindingan, Misamis Oriental



Medina, Misamis Oriental



Maramag, Bukidnon



Manolo Fortich, Bukidnon



Mambajao, Camiguin



Tubod, Lanao del Norte



City of Mati, Davao Oriental



Montevista, Compostela Valley Province



Digos City, Davao del Sur



Matalam, Cotabato



COTELCO-PPALMA

Midsayap, Cotabato



City of Coronadal, South Cotabato



General Santos City, South Cotabato



Tacurong City, Sultan Kudarat



Bongao, Tawi-Tawi



Siasi, Sulu



Jolo, Sulu



Isabela City, Basilan



Mapun, Tawi-Tawi



Marawi City, Lanao del Sur



Datu Odin Sinsuat, Maguindanao



Butuan City, Agusan del Norte



San Francisco, Agusan Sur



Surigao City, Surigao del Norte



Dapa, Surigao del Norte



San Jose, Dinagat Islands



Tandag, Surigao del Sur



57 NIA Road, Government Center, Diliman, Quezon City 1100 Philippines  
Telefax: (632) 929-2237 Local: (632) 8929-1909 loc.153



[www.nea.gov.ph](http://www.nea.gov.ph)



[@OfficialNEA](https://www.facebook.com/OfficialNEA)



[@nea\\_ph](https://twitter.com/nea_ph)



[National Electrification Administration](https://www.youtube.com/NationalElectrificationAdministration)